

Download for CasaXPS 2.3.17

CasaXPS is downloaded from the Web in a zip file using the link:

<http://www.casaxps.com/berlin>

Manuals and Videos are available from:

http://www.casaxps.com/help_manual

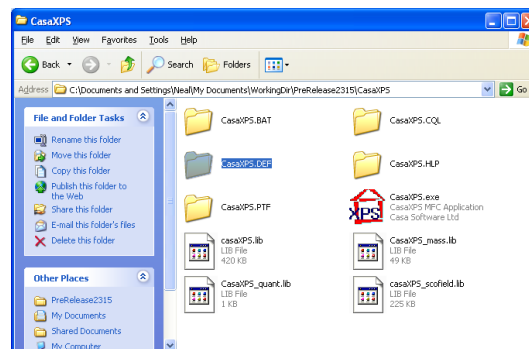
with further videos and data available via

<http://www.casaxps.com/casaxps-training/training-events.htm>

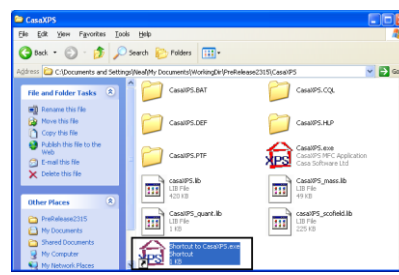
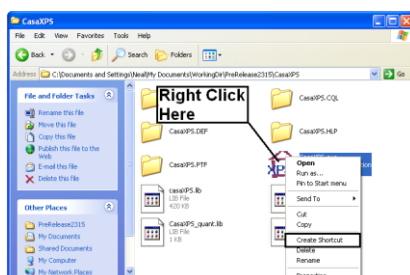
CasaXPS 2.3.17 Videos are also being added to YouTube.

Installation and Getting Started with CasaXPS

CasaXPS is downloaded from the Web in a zip file. The zip file includes the executable program file and also configuration files essential for the correct functioning of the program.

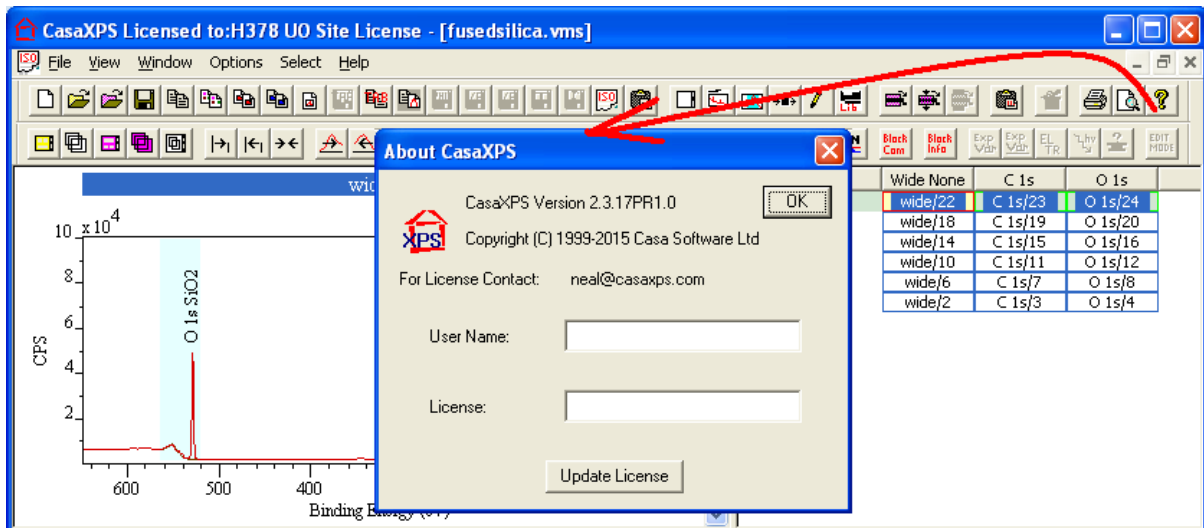


The CasaXPS.exe file must reside in the directory with the configuration files. To place an icon for CasaXPS on the Desktop, a shortcut should be created. Drag the shortcut onto the Desktop.



Licensing CasaXPS

The license information for CasaXPS appears at the top of the End User License Agreement (EULA). Two strings from the EULA must be copied and pasted exactly as given into the About Dialog of CasaXPS before pressing the Update License pushbutton.



Once the license information is accepted, the title bar of the CasaXPS main window displays the Username string. Without a license, CasaXPS functions in demo mode only.

